



S286

API Double Cartridge Seal

Materials

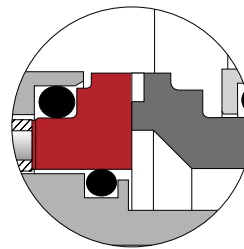
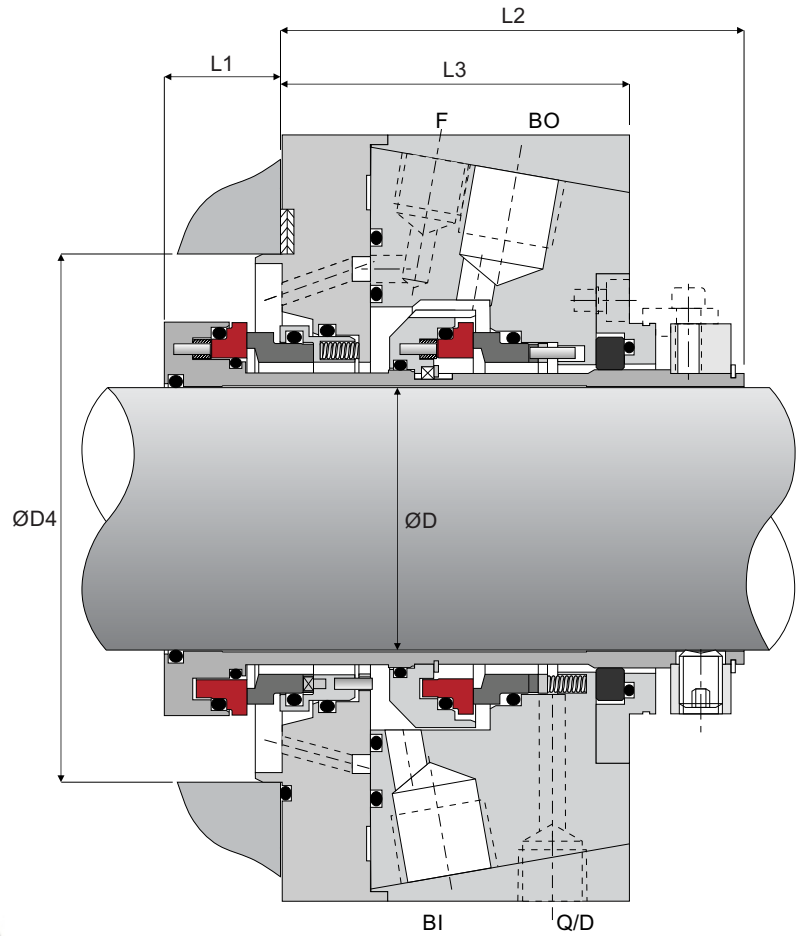
- Stationary - Car / SiC / SSiC / TC
- Rotary - SiC / SSiC / TC
- Elastomer - NBR / EPDM / Viton / Aflas / FFKM

Working Conditions

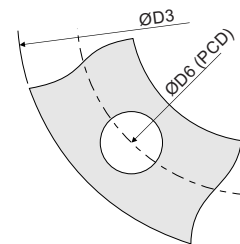
- Pressure ≤ 40 bar
- Speed ≤ 25 m/s
- Temperature up to 205°C

Features

- Stationary design API682
- Monolithic faces
- Cushioned faces
- Double pressure balanced
- Full pressure reversal
- Springs outside of media
- Tandem
- Bi-directional pumping device
- Floating quench
- Multi-flush port
- Optional hydro pads
- Narrow inboard face



Optional Hydro Pads



Seal Size	Shaft ØD MAX		ØD3		ØD4		STUD SIZE		ØD6 PCD		L1		L2		L3	
	mm	inch	mm	inch	mm	inch	mm	inch	mm	inch	mm	inch	mm	inch	mm	inch
1	20	(0.787)	130	(5.118)	70	(2.756)	M12x1.75	1/2"-13	105	(4.134)	33	(1.287)	95	(3.740)	73	(2.874)
2	30	(1.181)	140	(5.512)	80	(3.150)	M12x1.75	1/2"-13	115	(4.528)	33	(1.287)	95	(3.740)	73	(2.874)
3	40	(1.575)	150	(5.906)	90	(3.543)	M12x1.75	1/2"-13	125	(4.921)	33	(1.287)	95	(3.740)	73	(2.874)
4	50	(1.969)	170	(6.693)	100	(3.937)	M16x2.0	5/8"-11	140	(5.512)	33	(1.287)	105	(4.134)	73	(2.874)
5	60	(2.362)	190	(7.480)	120	(4.724)	M16x2.0	5/8"-11	160	(6.299)	33	(1.287)	105	(4.134)	73	(2.874)
6	70	(2.756)	200	(7.874)	130	(5.118)	M16x2.0	5/8"-11	170	(6.693)	33	(1.287)	105	(4.134)	73	(2.874)
7	80	(3.150)	210	(8.268)	140	(5.512)	M16x2.0	5/8"-11	180	(7.087)	33	(1.287)	105	(4.134)	73	(2.874)
8	90	(3.543)	240	(9.449)	160	(6.299)	M20x2.5	3/4"-10	205	(8.071)	33	(1.287)	115	(4.528)	73	(2.874)
9	100	(3.937)	250	(9.843)	170	(6.693)	M20x2.5	3/4"-10	215	(8.465)	33	(1.287)	115	(4.528)	73	(2.874)
10	110	(4.331)	260	(10.236)	180	(7.087)	M20x2.5	3/4"-10	225	(8.858)	33	(1.287)	115	(4.528)	73	(2.874)